

Dedworth Middle School

Transition Workbook

Moving from Middle to Senior School is an exciting, but sometimes scary time! A new building, new rules, new teachers, new routines and new friends are just some of the changes you will experience but this booklet will help you get used to some of the routines and features of your new school!



All About Me

Draw a self portrait here.

Name:

Birthday:

My First School:

Eye Colour:

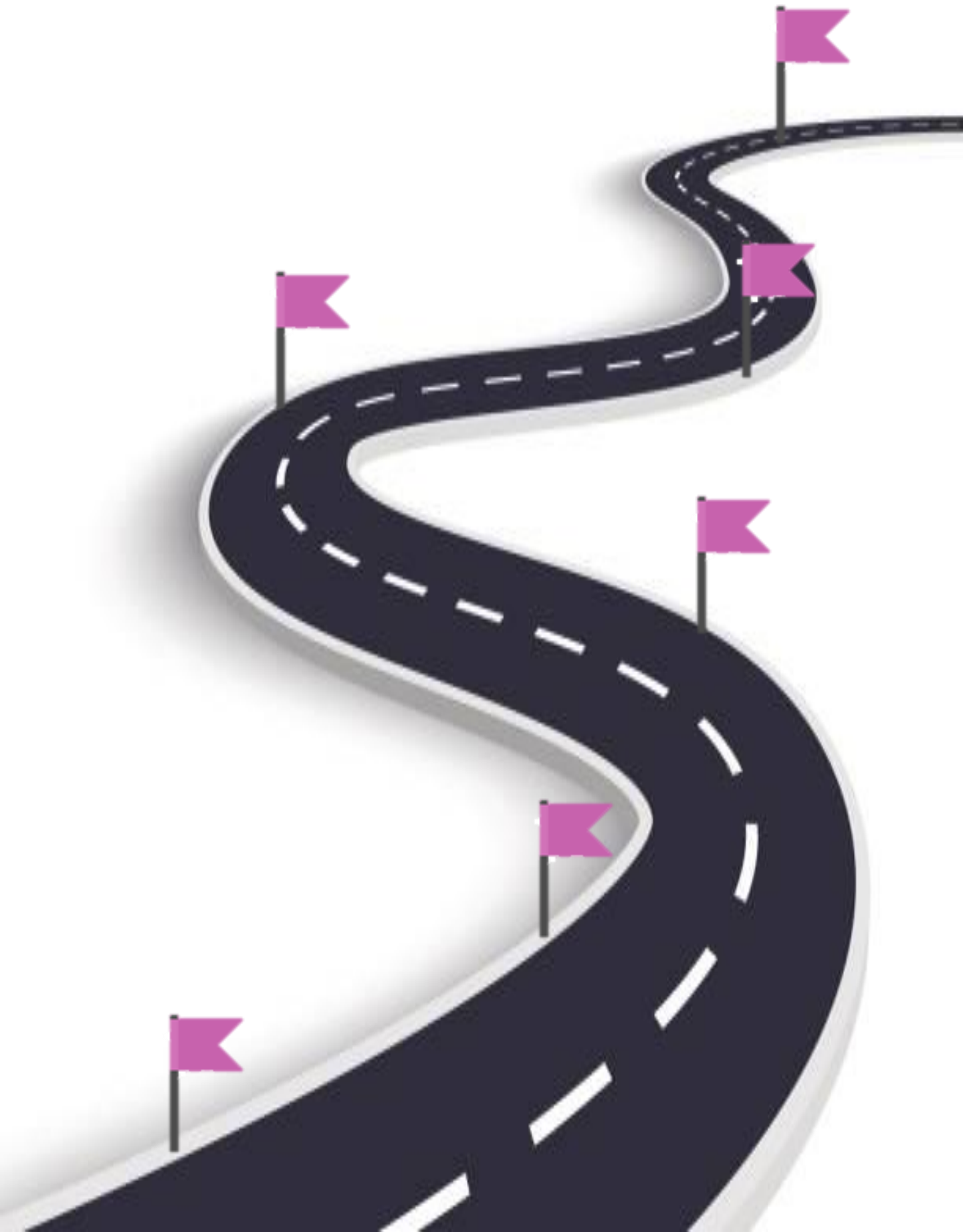
Hair Colour:

Height:

Favourite Colour	
Favourite Animal	
If I could have a superpower, I'd....	
Favourite School Subject	
Best place I've ever been to...	
Dream country to visit...	
If I could travel back in time, I'd go to...	
My dream job is...	

My Journey so Far

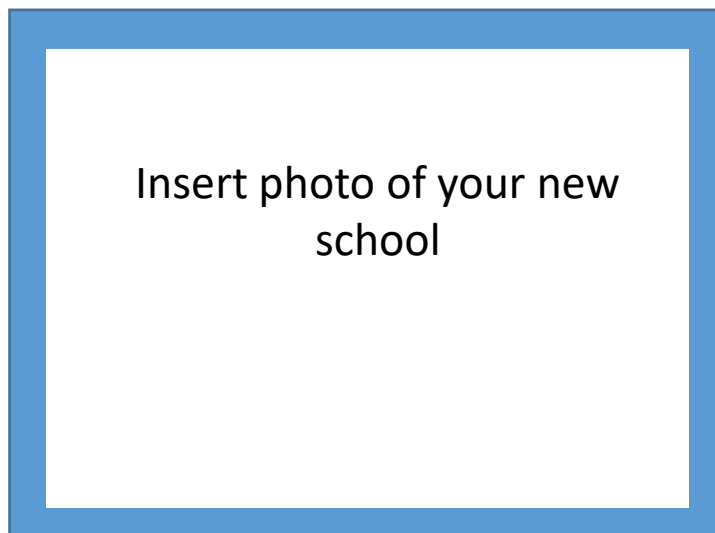
Life is a journey! Think back through middle school and write down your favourite memories or events that have shaped you to become the amazing person you are!



My New School

Full Name of the School	
School Address	
School Telephone Number	
Name of the Head Teacher	
School Starts at	
School Finishes at	
I will get to school by	
How long will it take you to get to school?	
What time will you have to leave home?	

Add 10 words around the image below to describe your new school .



Moving to Your New School

- List 4 things you are most excited about moving to your new school
 - 1.
 - 2.
 - 3.
 - 4.
- List 4 things you are a little worried/nervous about
 - 1.
 - 2.
 - 3.
 - 4.
- List 4 things you would like to know about your new school
 - 1.
 - 2.
 - 3.
 - 4.
- List 4 things that will help you when moving to your new school
 - 1.
 - 2.
 - 3.
- List 4 differences between Dedworth Middle school and Your new school
 - 1.
 - 2.
 - 3.
 - 4.

Subjects at your New School

Find the subjects below in the Word search – they are vertical, horizontal and diagonal!


M	A	F	S	E	H	M	G	E	O	H	I	M	J	E	E	D
F	M	A	M	W	S	L	U	S	M	I	S	E	T	T	I	E
R	U	D	A	B	C	E	Z	S	A	C	P	N	U	H	A	S
A	F	G	T	R	D	P	W	R	I	I	A	G	T	I	N	I
H	S	R	H	P	G	R	T	E	N	C	I	T	O	C	A	G
J	T	A	S	L	U	B	N	Y	R	A	N	E	R	S	S	N
T	U	B	J	E	I	C	Q	L	E	R	M	X	T	A	S	T
E	E	A	U	H	E	M	U	A	H	S	U	D	I	N	E	E
N	F	X	L	G	E	O	G	R	A	P	H	Y	M	D	M	C
G	I	M	T	V	M	A	I	T	Y	E	O	A	E	M	B	H
L	O	A	I	I	O	T	O	H	R	T	T	S	C	O	L	N
I	P	F	O	O	D	T	E	C	H	N	O	L	O	G	Y	O
S	P	U	F	O	S	E	E	K	R	M	P	T	T	A	E	L
H	I	S	T	O	R	Y	S	C	S	U	S	M	E	L	R	O
E	N	J	V	E	P	I	F	J	N	O	M	U	R	S	B	G
J	K	F	R	E	N	C	H	B	G	C	N	A	R	P	U	Y
Y	Z	X	T	L	S	V	Z	C	O	M	P	U	T	I	N	G

Maths
English
Science
Geography
History
Art
Music
PE

DT (Design Tech)
Food Technology
Computing
RE
French
Assembly
Tutor Time

Subjects at your New School

Match up the subject to the correct icon



Maths

English

Science

Geography

History

Art

Music

PE

Design Technology

Food Technology

Computing

RE


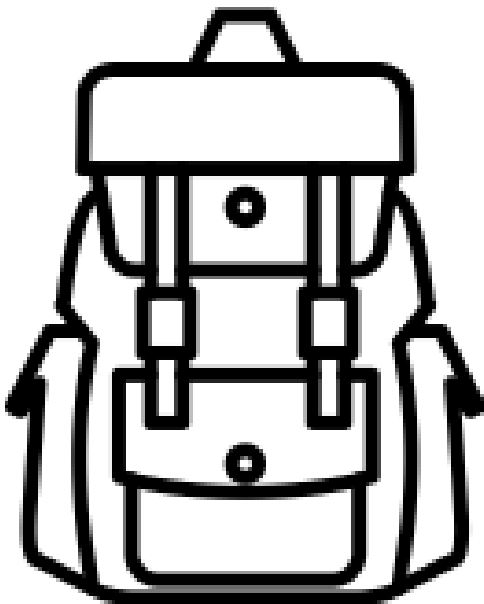
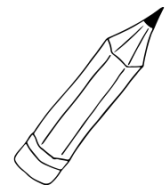
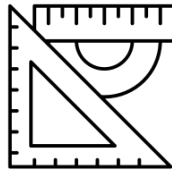
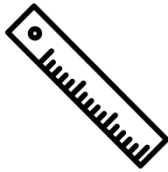
French

Tutor Time




Equipment

At your new school, you may be moving around to different classrooms for different lessons. You could be in 1 or 2 classrooms in one day. This means that you need to bring all the equipment you will require with you for the day. You can keep larger items such as your PE kit in your locker, however you can only go to your locker before school, at break and lunchtime and at the end of the day. Below are some items you will need to bring – can you identify them and add anything else?



Looking Smart at School

One of the different things about moving to your new school is the change in what you will wear. At your new school they pride themselves in looking smart and professional at all times. Use the school website or the information booklet to draw and label the school uniform you will wear onto the Lego figure



Why is wearing the correct school uniform important?

.....

.....


.....

.....

.....

Getting to School

Getting to your new school safely is just as important as being there. In the box below, draw the route you are going to take to school (whether that's walking, cycling, driving or by bus). Identify spots where there could be hazards (e.g. busy roads) and explain how you will manage this safely!

A large, empty rectangular box with a thin black border, intended for a student to draw their route to school and identify potential hazards. The box occupies most of the lower half of the page.

Expectations at School

The school Policy applies to the way we choose to conduct ourselves, the way that we behave towards other people, and the way that we behave in our lessons.

They are expectations, because we are expected to behave in this way; it is not a choice.

The expectation that we have is that we all behave in a way that means that we are safe, kind and respectful towards one another, and that we arrive for our lessons punctual and prepared.

Safe & Kind

Punctual & Prepared

Respectful & Responsible



Match the correct description to each letter of the SPR policy

Turning up on time to lessons

Working successfully as part of a team

Being respectful of other peoples beliefs

Having your shirt tucked in neatly

Contributing to lessons

High level of respect shown to all

Saying good morning to people as you pass

Supporting others

Holding the door open for a teacher

Having a pen, pencil and ruler in lesson

Consistent punctuality over the whole year

Helping with Breakfast Club

Turning up on time to lessons

Acting as an ambassador role

Going above and beyond with your work

Staying calm if something goes wrong

Being respectful to other staff and students

Sitting with someone who is alone at lunch

Apologising if you have done something hurtful

Turning up on time to lessons

Discussing issues with a teacher rather

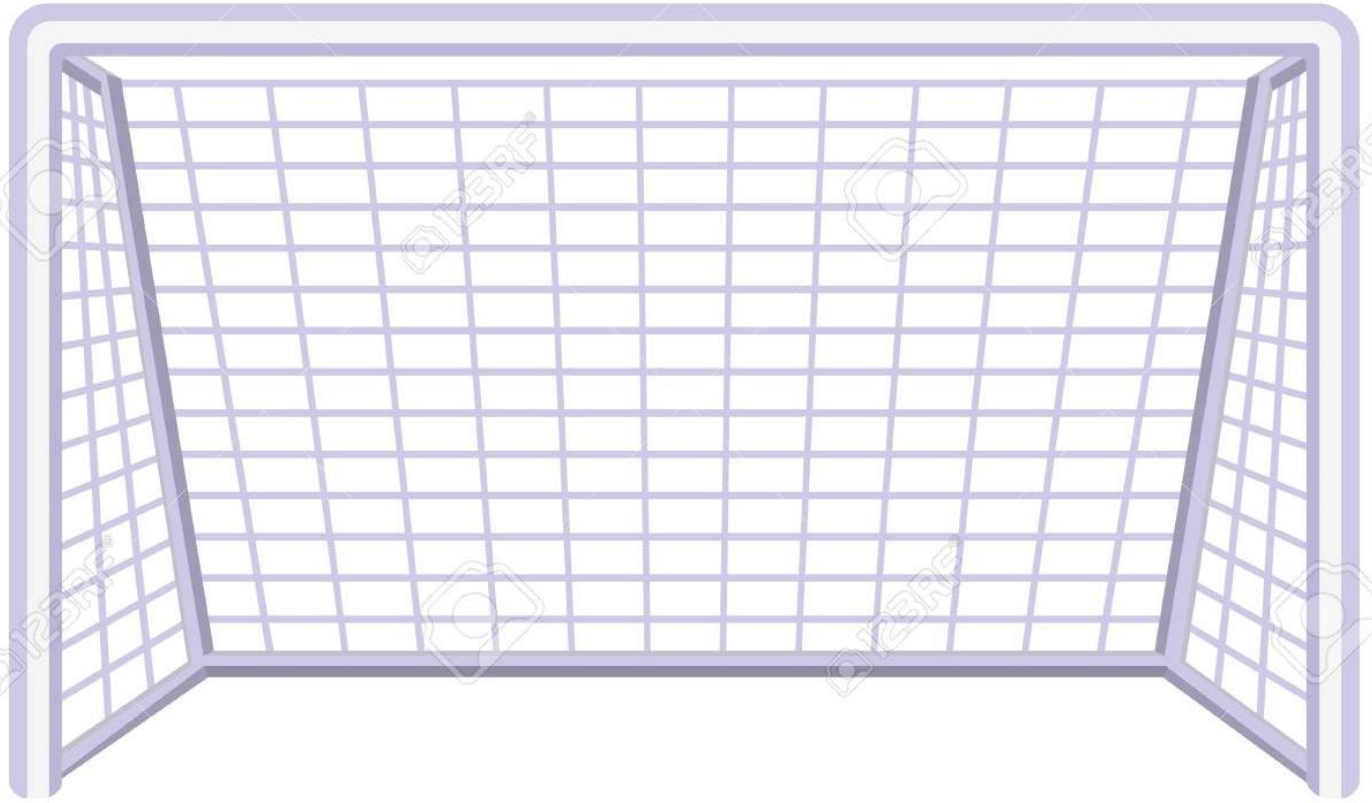
Remembering your homework

Giving someone a compliment

Asking for help when needed

My Goals for School

When you go to your new School, you will learn a huge number of new skills, and improve skills you have practiced in Middle School. In the goal below, use the list to write in 10 new skills or things you'd like to build on in your years at your new school.



Be in a school play or production	Speak another language	Represent your school in a competition
Learn to play a musical instrument	Volunteer to help in the library	Go on a school day trip
Play for a school team	Get my Bunsen Burner license	Earn achievement awards
Learn how to speak a new language	Try a new recipe in Food Tech	Help others to make friends
Cook a new meal from scratch	Read new books	Take part in a Muffin day
Create a piece of art	Help raise money for charity	Become Head Boy or Girl
Learn how to read a map	Join an after school club	Be part of a school team
Use computers to create your own game	Learn a new sport	Improve your singing
Make new friends from other schools	Be part of the school council	Try camping on a trip

Things to do over the summer break

- *Get together with a friend to plan your journey and first day at school*
- *Do a practice run to school so you know how long it takes to get there*
- *Work out what time you need to leave*
- *Pack your bag ready for your first day*
- *Get an early night so you are not tired on your first day, try some meditation*
- *Set your alarm so you can wake up and have breakfast in time to leave*
- *Remember to tell your parents/guardians what you need in time so they can get it for you*

Just to remind you.....

Remember, everyone will be feeling the same as you, nervous and excited!

A change can be exciting, you have proved yourself to be strong, confident and able to cope with change-

Do you remember your first day in your Dedworth Middle? It seemed so big and so scary, but in fact it became so easy very quickly!

Just like Dedworth Middle, your new school will have so many exciting opportunities to make new friends, learn new skills, try new things and show your new teachers how incredible you are!

Be positive, be brave and be yourself because you are amazing!

Wishing you the very best you can be from all of us at Dedworth Middle School

